



5.Webinar-Modul
VR Trainer/in
physischen
Learning Space






Offene Fragen

Gibt es Fragen vom letzten
Webinar?



SPATIAL computing.
consulting
New Dimension of Working and Learning



SPATIAL computing.
consulting
New Dimension of Working and Learning

Vorbereitungsauftrag

Wo sehe ich konkrete Einsatzszenarien für VR Collaboration?

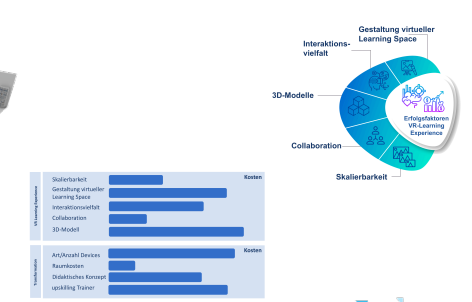
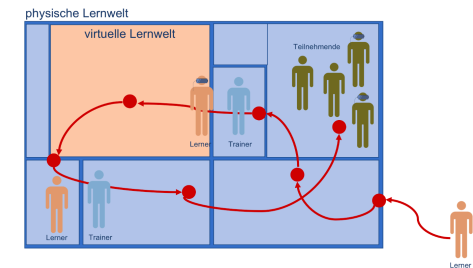
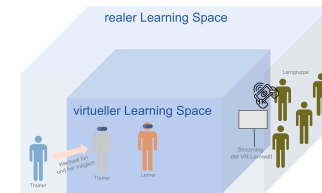
Ideen mitbringen und Montag vorstellen

Online Seminar – upskilling

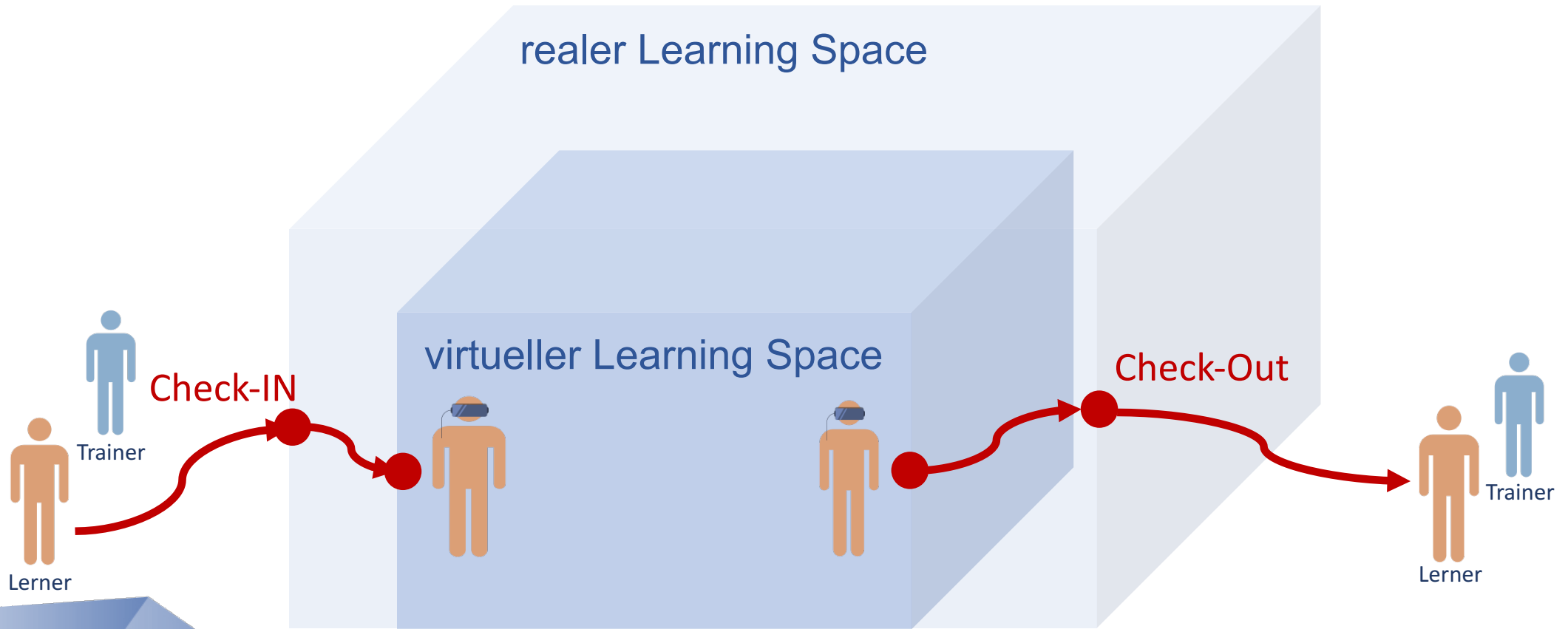
Lerninhalte



- Warum ist die Abstimmung von physischen und virtuellen Lernraum so wichtig?
- Was beinhaltet das "Space-in-Space"-Konzept?
- Wie kann ich einen optimalen physischen Lernraum gestalten?
- Auf was muss ich bei der Gestaltung des virtuellen Lernraumes achten?
- Wie sieht die Rolle des Trainer im physischen und virtuellen Lernraumes aus?

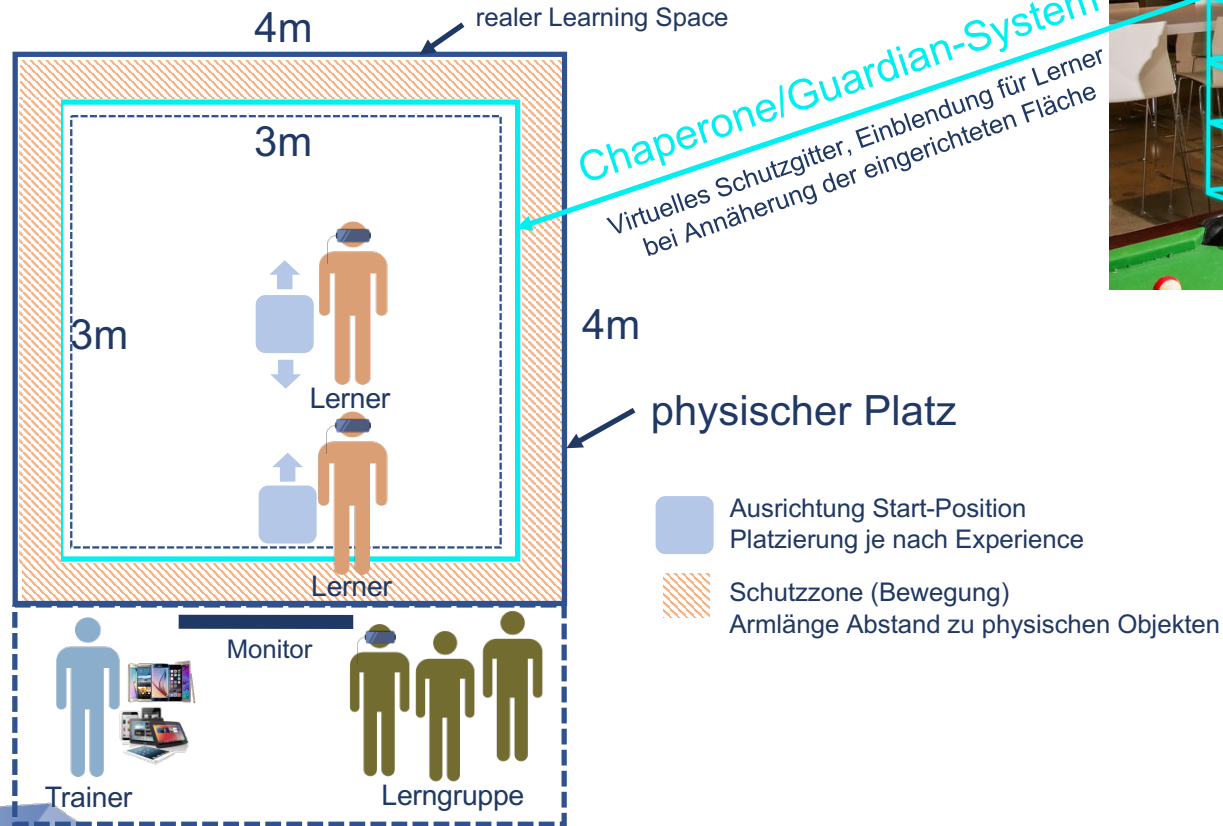


Learner Journey durch die Space in Space-Konzept inkl. Touchpoints und Floors



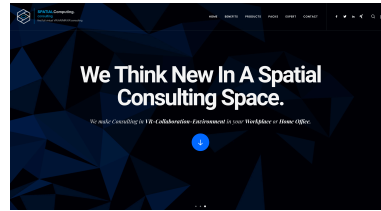
Online Seminar – upskilling

Sicherheit geht vor



©Torsten Fell

Learner Journey HomeOffice



- Erklärvideos/Checkliste zur
- Nutzung
 - Sicherheitshinweise
 - Anwendung Hygiene-Artikel
 - Start-VR Experience
 - 3DOF/6DOF

QR-Code



Post-Versand

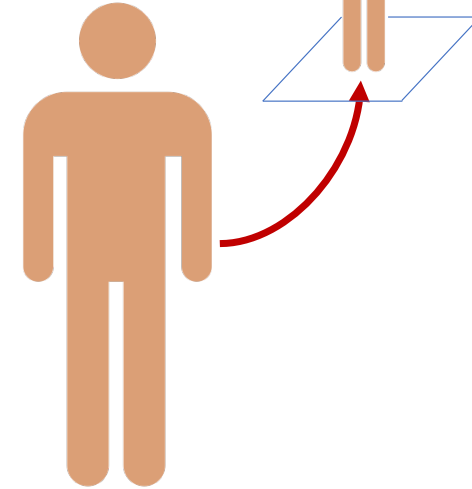


Experience



Hygiene-Artikel

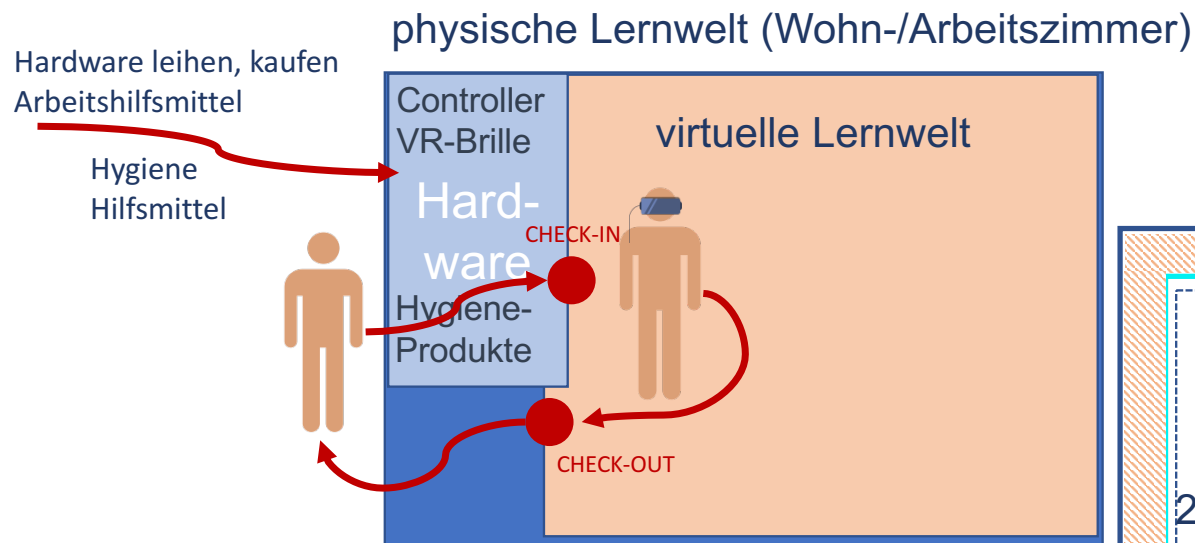
Nutzung



Lerner

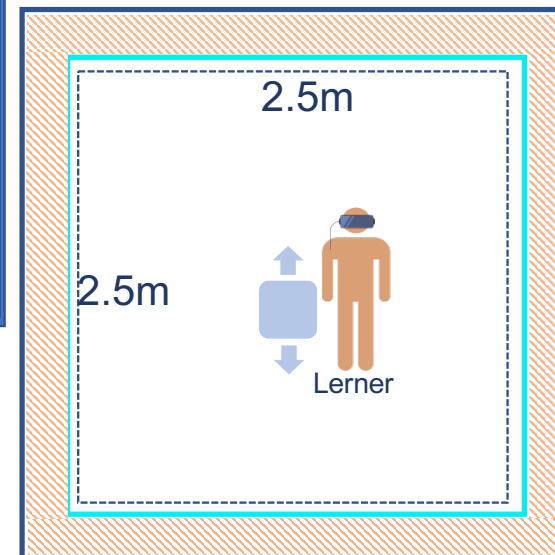
Firmen, Dienstleister,...

Learner Journey HomeOffice



- Checkliste
- Sicherheitshinweise
(**vor** und **in** der Experience)
- Bedienungshinweise

©Torsten Fell



Online Seminar – upskilling

Hygiene geht vor



Brille und Controller säubern



Microfaser-Tuch
Linsen säubern



für ganze Brille

für Auflagepunkte am Kopf



Oculus Quest

Hygiene Info-Card

It's important to clean your Oculus Quest headset after every use to ensure the headset remains in good working condition. Personal hygiene plays a big role in keeping the Oculus Quest headset clean. Do not use the Quest headset after activities that would immediately transfer perspiration and other bacteria to the headset when placing it on your head.




To clean your Oculus Quest headset

Use a dry cloth to clean the outside of your headset paying close attention to ensure all perspiration has been removed. Use non-abrasive, antibacterial wipes to clean various surfaces including the straps and the facial interface foam. Don't use an abrasive cleaning solution as this may damage the equipment.

To clean your Quest headset lenses

Use a dry optical lens micro-fiber cloth to clean your headset lenses being sure to remove all perspiration. Starting from the center of the lens, gently wipe the lens in a circular motion moving outwards.



To clean your Quest controller

Use a dry cloth to first wipe down the entire controller paying close attention to remove all perspiration from all surfaces of the controller. Once dry, use non-abrasive antibacterial wipes to further clean the surfaces of your remote. Don't use an abrasive cleaning solution as this may damage the equipment.

Additional hygiene measures



To avoid direct main contact with you, use a VR-hygiene-mask. This should only be used once. In addition, you should also use a silicone protective mask directly on the Oculus Quest. This can be cleaned with non-abrasive antibacterial wipes. Recommended to use both when you sweat with the silicone mask.

For more information on how to clean your Oculus Quest – please visit:
<https://business.oculus.com/support/519077565348016/>



SPATIAL Computing.
consulting
first full virtual VR/AR/MR/XR consulting

Version 1.0 ©

Oculus Quest – Hygiene-Card

Cleaned by...

Date of cleaning	Place	Signature
<small>dd/mm/yyyy, hh:mm</small>		



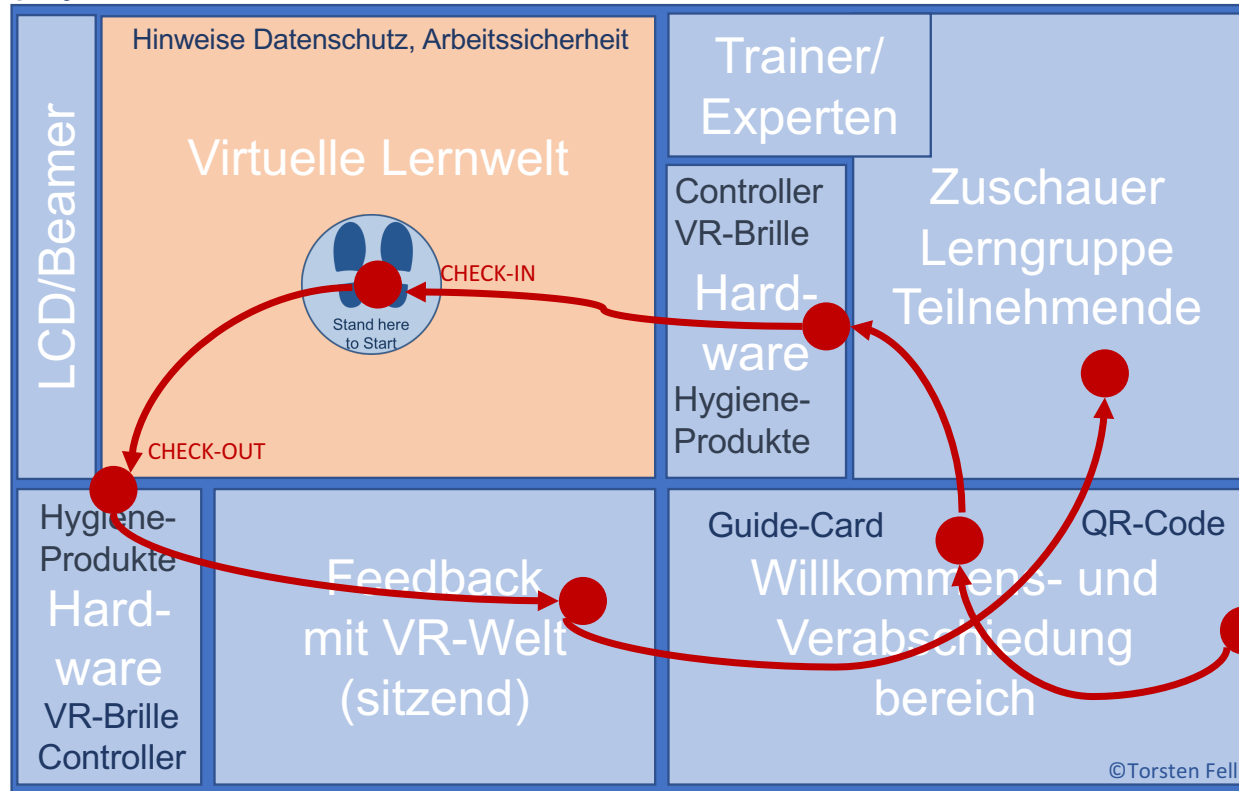
SPATIAL Computing.
consulting
first full virtual VR/AR/MR/XR consulting

Version 1.0 ©2020

Floors

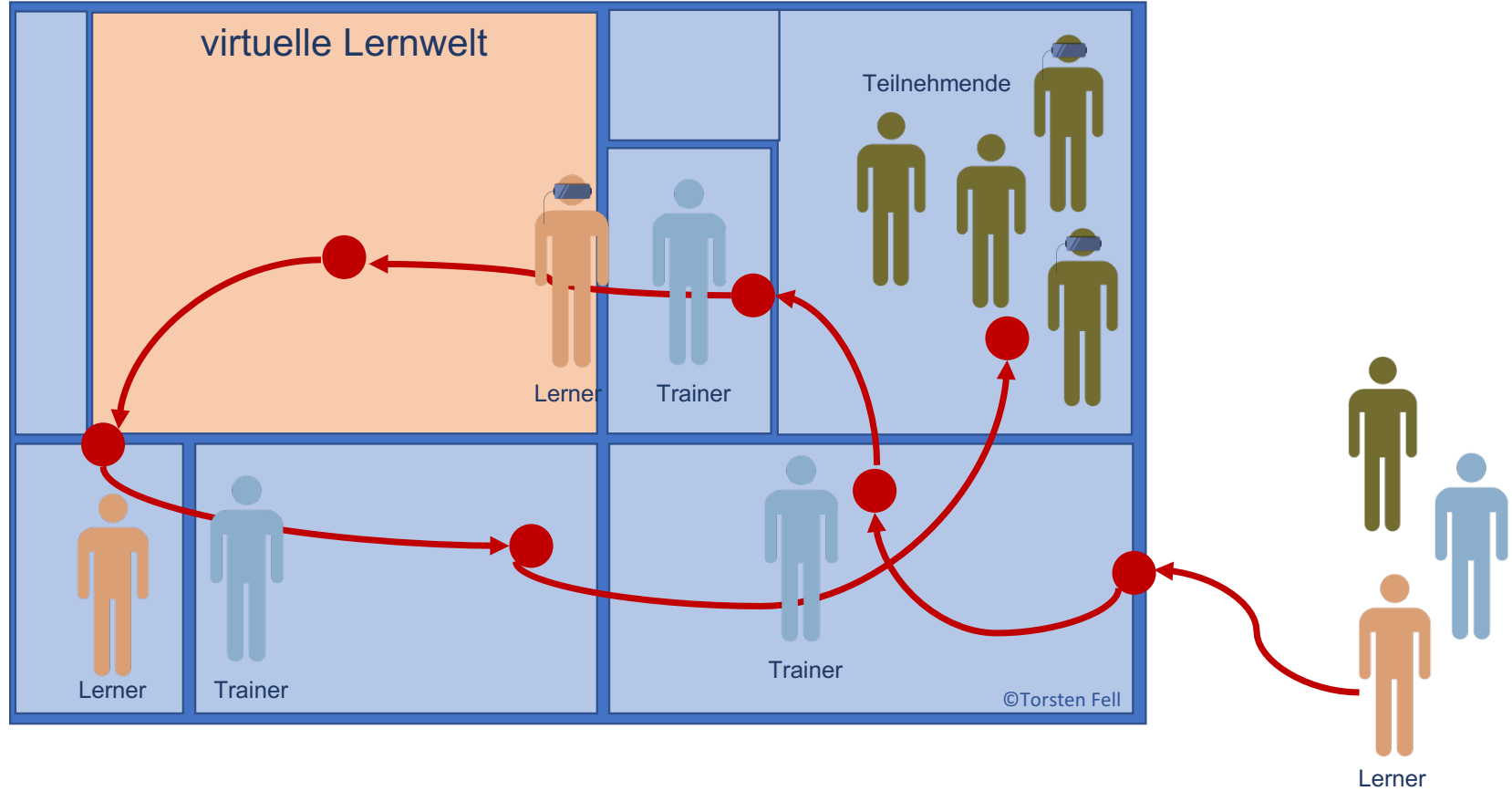
Gestaltung und Gedanken zum physischen Learning Space spielt eine ebenso wichtige Rolle wie die des virtuellen.


physische Lernwelt



Journey

physische Lernwelt






Entwicklung
Fachraumkonzept



seit 1931



Christiani

seit 1931

VR/AR-Lab
Kompetenzcenter Rheine

 **INSTITUTE FOR
IMMERSIVE LEARNING**
A NEW DIMENSION OF WORKING AND LEARNING





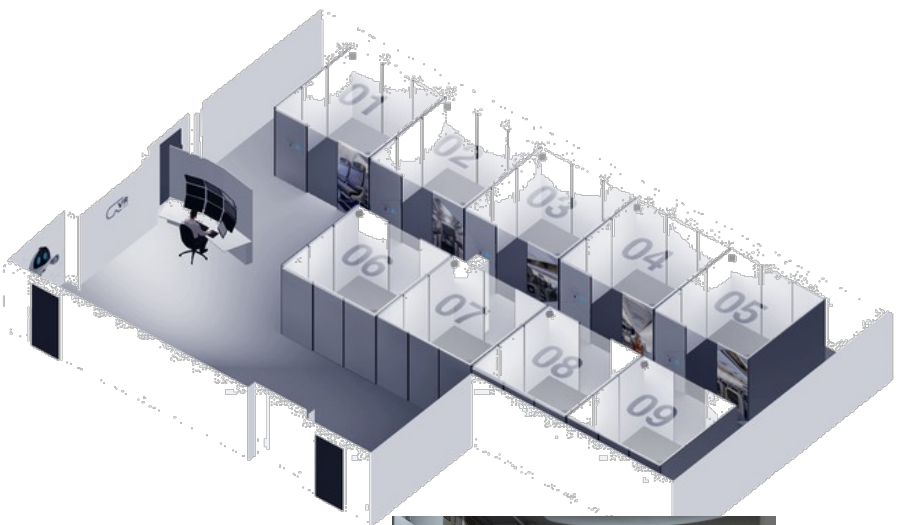
Audit „Immersive Learning LAB“

VR/AR geeignet



Bewertungs-Dimensionen

- Raumgestaltung/Größe (Floor-Bereiche)
- Hardware-Ausstattung (Strom, Licht, VR/AR)
- Optischer Eindruck
- Hygiene, Gerätezustand
- Learner Journey – Guide, Checklisten
- Guide zur Nutzung (Poster, Flyer)
- Administrationsprozesse (SW-Verteilung, Aktualisierung)
- Modularer Einsatz
- VR-Nutzung
- AR-Nutzung



 **Lufthansa**
Aviation Training
 Train smart. Fly safe.

VR HUB
 Lufthansa München/Frankfurt

Online Seminar – upskilling

VR-Hardware - Ausprägungen



- Kauf, Verleihung für X-Monate
- mit und ohne Lerninhalte
- Sicheren Transport
- Aktualisierung Software (Betriebssystem, VR Learning Experience)

